

Photography, Phacts, and Phakes

How to Verify Images and Stop the Spread of Misinformation



Objectives

- 1) You will know about the history of photography, particularly photojournalism, in India.
- 2) You will understand the qualities of a good photo and an ethically-taken and published photo.
- 3) You will be able to identify altered and out-of-context images and help stop the spread of misinformation.



India ranks as highest risk for misinformation: U-M experts

A Small Army Combating a Flood of Deepfakes in India's Election

Social media is awash with A.I.-altered audio, clipped and manipulated images. Fact-checkers want to save the public from deception.



▶ Listen to this article · 6:36 min [Learn more](#)

🎁 Share full article ↗️ 📌



Economy | Israel-Palestine conflict

Shifting politics make India a hotbed for Israel-Hamas war misinformation

Social media accounts spread pro-Israel content as Indian Prime Minister Narendra Modi seeks closer ties with Israel.

Asia & Pacific

As mob lynchings fueled by WhatsApp messages sweep India, authorities struggle to combat fake news



July 2, 2018

🌟 ↗️ 📌 🗨️ 20

Photojournalism in India



A candid of Jawaharlal Nehru.
Homai Vyarawalla, via Rubin Museum, via New York Times



Mohammed Ali Jinnah and Mahatma Gandhi in a heated conversation.
Kulwant Roy/Topical Press Agency/Hulton Archive, via Getty Images/New York Times

Photojournalism in India



A refugee mother and child from East Bengal photographed during the 1971 Bangladesh war.
Sunil Janah, Gallery at 678



Mysore famine victims
Sunil Janah, Swaraj Art Archive



A group of scavengers, including a 14-year-old boy, cleaning the human excreta from the septic tank of public toilets.

Senthil Kumaran, Trikaya Photo



A masked Kashmiri protester jumps on the bonnet of an armored vehicle of Indian police as he throws stones at it during a protest in Srinagar, Indian controlled Kashmir, Friday, May 31, 2019.

Dar Yasin, The Associated Press



A group of scavengers, including a 14-year-old boy, cleaning the human excreta from the septic tank of public toilets.

Senthil Kumaran, Trikaya Photo



A masked Kashmiri protester jumps on the bonnet of an armored vehicle of Indian police as he throws stones at it during a protest in Srinagar, Indian controlled Kashmir, Friday, May 31, 2019.

Dar Yasin, The Associated Press

Raghu Rai's Principles



A man carries the body of his dead wife past the deserted Union Carbide Factory, the source of the toxic gas that killed her the night before. Bhopal, India, 1984.

Senthil Kumaran, Trikaya Photo

1. Focus on people, not symmetry.
2. Restore silence, rather than disrupt it by provoking emotion.
3. Use black and white to increase focus on the subject.

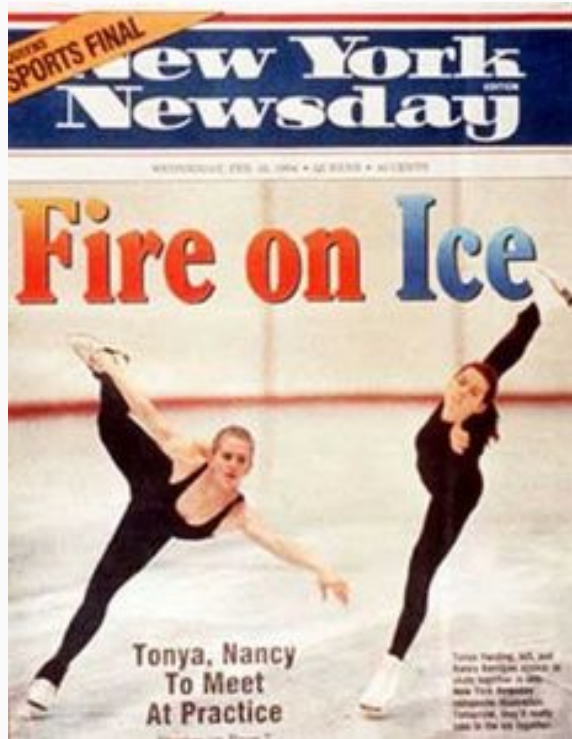
Ethics of Photojournalism

1. Be accurate and comprehensive in the representation of subjects.
2. Resist being manipulated by staged photo opportunities.
3. Be complete and provide context when photographing or recording subjects.
4. Treat all subjects with respect and dignity.
5. When photographing subjects, do not intentionally contribute to, alter, or seek to alter or influence events.

Ethics of Photojournalism

6. Editing should maintain the integrity of the photographic images' content and context. Do not manipulate images or add or alter sound in any way that can mislead viewers or misrepresent subjects.
7. Do not pay sources or subjects or reward them materially for information or participation.
8. Do not accept gifts, favors, or compensation from those who might seek to influence coverage.
9. Do not intentionally sabotage the efforts of journalists.
10. Do not engage in harassing behavior.

Photographic Manipulation - Harding/Kerrigan



Manipulated image of Tonya Harding
(left) and Nancy Kerrigan (right).
NewsDay

Photographic Manipulation - Beirut Bombing



Photographic Manipulation - Chennai Floods



Smoke billows from burning buildings destroyed during overnight Israeli air raid on Beirut's suburbs, Aug. 5, 2006 (original).

Adnan Hajj, Reuters



Altered photo.

Photographic Manipulation - Chennai Floods



A photo tweeted by Prime Minister Narendra Modi looking out over the Chennai floods.
Narendra Modi



Amended image from the Press Information Bureau showing a far sharper image crudely pasted onto the plane's window.
India Press Information Bureau

Bill Gates in India during Kumbh Mela Festival?



Pinkvilla posted this photo with the following caption: "Bill Gates was spotted at the Kashi Vishwanath Mandir during the Maha Kumbh, adding an international touch to this sacred occasion."

- AFP Fact Check found that through Google Reverse Image Search that it came from a video previously posted in December 2024, before Kumbh Mela.
- Spokesperson for Gates Foundation confirmed the man was not Bill Gates.

Kanhaiya Kumar Photo



This Facebook post showed an image of activist Kanhaiya Kumar doctored to include a map showing Indian states redrawn as part of Pakistan.



Reverse image search traced the image back to The Hindu, and the photojournalist said the image was from Jawaharlal Nehru University's 2015 university presidential debate.

Are these Indian migrants being deported?



This photo was posted on Twitter with a Hindi caption saying “The process of eviction of Indians settled illegally in America has started.”

- AFP Fact Check through reverse image search that this image was released by the Department of Defense in January, and was a deportation flight on January 23.
- Through researching deportation flights taking place on January 23, AFP found through an Air and Space Forces magazine article that this flight was headed toward Guatemala.


Generative AI Images

- Artificial intelligence has allowed people to generate “deep fakes,” images that may look like they are real, but are actually digitally manipulated or completely fake. To identify AI-generated images:
 - Look for “scientific errors”
 - Look for images that have a mix of blur and clarity
 - Look for body parts that are manipulated

Generative AI Images




Source: “The AI Image Detection Guide,” The Quint



Generative AI Images



This image of Narendra Modi was shared across social media.



Source: “The AI Image Detection Guide,” The Quint

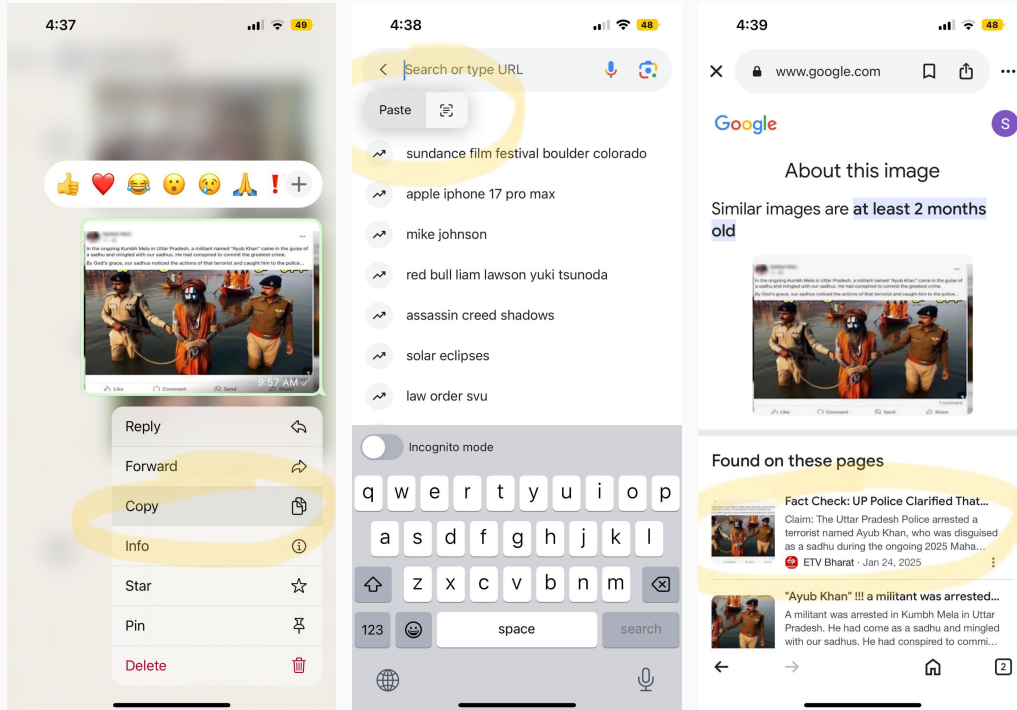
How to Identify Misinformation: Google Reverse Image Search, Computer Instructions



1. Go to images.google.com
2. Click the camera icon.
3. Upload your image and select search.
4. Look at image results and see what you find.



How to Identify Misinformation: Google Reverse Image Search, Phone Instructions




1. Get the Google App.
2. Copy the photo you want to verify.
3. Paste it into the browser and search.
4. Click "About this Image"

Other Image Verification Tools

- To verify images sent on WhatsApp, send suspicious messages, photos, and videos to the AFP (Agence France-Presse) India WhatsApp helpline, +91 95999 73984
- Email or WhatsApp The Quint at webquooof@thequint.com or +91 9643 51818
- Email Factchecker.in at respond@factchecker.in

Verify These Images!



tinyurl.com/phactsphakes

1. Get the Google App.
2. Copy the photo you want to verify.
3. Paste it into the browser and search.
4. Click “About this Image”

Thank You!

- Our website www.hindusforhumanrights.org
- sravya.tadepalli@gmail.com
- 541-231-2870
- Next Event: UgadiEidSter on April 13th,
4:00-7:00 PM at Baha'i Center, Beaverton

